

JHM5/54GD 395-415Wp

PERC Bifacial Dual Glass Module



Half-cut And MBB Technology

Half-cut cells combined with MBB provides ultra-high power output



Higher Bifacial Rate

Bifacial technology enables additional energy harvesting from rear side



Withstanding Harsh Environment

Reliable quality leads to a better sustainability even in harsh environment like desert, farm and coastline

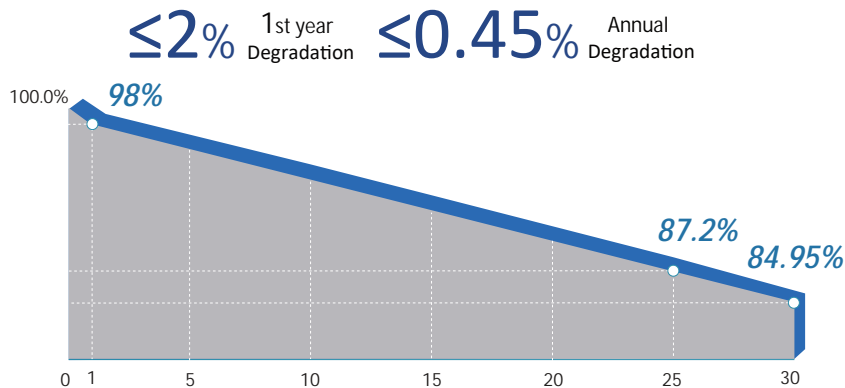


PID Resistance

According to IEC TS 62804-1



Linear Performance Warranty



12 Years Product Warranty

30 Years Linear Power Warranty



IEC61215 IEC61730

ISO9001 Quality Management System Certification

ISO14001 Environment System Certification

ISO45001 Occupational Health and Safety Management System Certification

ELECTRICAL CHARACTERISTICS

Module Type	JHM5/54GD395		JHM5/54GD400		JHM5/54GD405		JHM5/54GD410		JHM5/54GD415	
	STC	NMOT	STC	NMOT	STC	NMOT	STC	NMOT	STC	NMOT
Peak Power (Pmax) (W)	395	291	400	295	405	298	410	302	415	305
Maximum Power Voltage (Vmp) (V)	30.7	28.4	30.9	28.6	31.1	28.7	31.3	28.9	31.5	29.1
Maximum Power Current (Imp) (A)	12.87	10.24	12.94	10.30	13.02	10.37	13.09	10.43	13.16	10.48
Open-circuit Voltage (Voc) (V)	37.1	34.6	37.3	34.8	37.5	35.0	37.6	35.1	37.8	35.4
Short-circuit Current (Isc) (A)	13.79	11.14	13.86	11.20	13.93	11.26	14.00	11.31	14.08	11.38
Module Efficiency	20.23%		20.48%		20.74%		21.00%		21.25%	

*STC (Standard Test Condition): Irradiance 1000W/ m², Cell Temperature 25°C, AM 1.5

*NMOT(Under Nominal Module Operating Temperature): Irradiance of 800W/ m², Spectrum AM 1.5, Ambient Temperature 20°C, Wind Speed 1m/s

Rearside Power Gain (Reference to JHM5/54GD405)

Rearside Power gain	5%	10%	15%	20%	25%
Peak Power (Pmax) (W)	425	446	466	486	506
Maximum Power Voltage (Vmp) (V)	31.1	31.1	31.1	31.2	31.2
Maximum Power Current (Imp) (A)	13.67	14.32	14.98	15.58	16.23
Open-circuit Voltage(Voc) (V)	37.5	37.5	37.5	37.6	37.6
Short-circuit Current (Isc) (A)	14.62	15.32	16.01	16.66	17.35

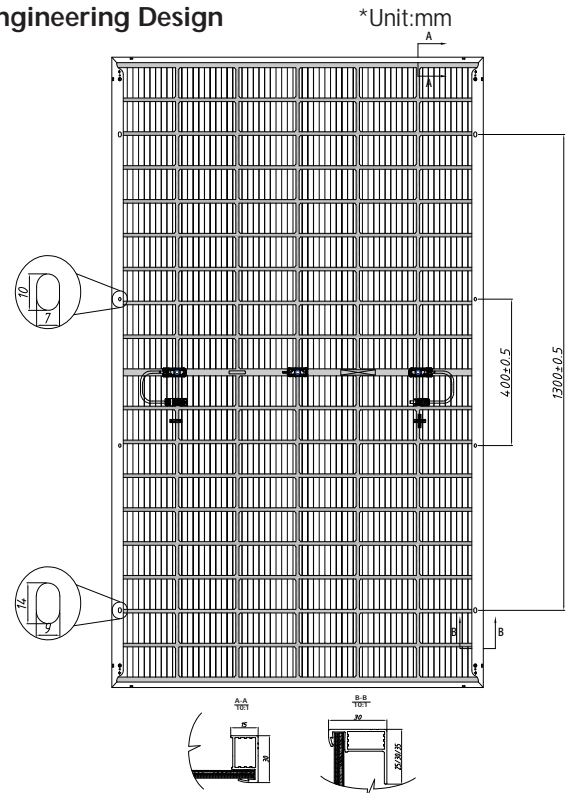
MECHANICAL CHARACTERISTICS

Cell Type	PERC Mono-Crystalline
Cell Arrangement	108pcs (2×(6×9))
Dimension (L×W×H)	1722×1134×30mm
Weight	22.0kg
Front Cover	2.0mm +2.0mm Half Tempered Glass
Frame	Anodized Aluminium Alloy
Junction Box	IP68, 3 Bypass Diodes
Cable	4mm ² /400mm(+)&200mm(-)
Connector	MC4 Compatible
Snow/Wind Load	5400Pa/2400Pa

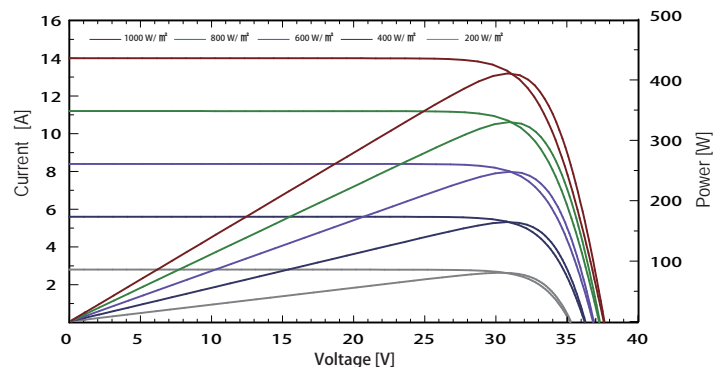
OPERATING PARAMETERS

Power tolerance	0~+5W
Maximum System Voltage	1500V DC (IEC)
Operating Temperature	-40°C~+85°C
Maximum Series Fuse Rating	30 A
Protection Class	Class II
Bifaciality	70±5%

Engineering Design



I-V/P-V Curve at Different Irradance (410W)



TEMPERATURE CHARACTERISTICS

Temperature coefficient of Pmax	-0.34%
Temperature coefficient of Voc	-0.26%
Temperature coefficient of Isc	0.04%
NMOT	44±2°C

PACKING MANNER

Packing Type	40HQ
Piece/Pallet	36
Pallet/Container	26
Piece/Container	936

*Power measurement tolerance: ±3%

Version 2023.08© Yangzhou JingHua New Energy Technology Co., Ltd. All Rights Reserved. Specifications include in this datasheet are subject to change without notice.