

## JHN5/78GD 605-625Wp

N-TOPCon Bifacial Dual Glass Module



### M10 N-TOPCon Technology

TOPCon cells combined with MBB provides ultra-high power output



### Higher Bifacial Rate

Bifacial technology enables additional energy harvesting from rear side



### Lower LID

The N-type TOPCon module has better reliability and lower LID

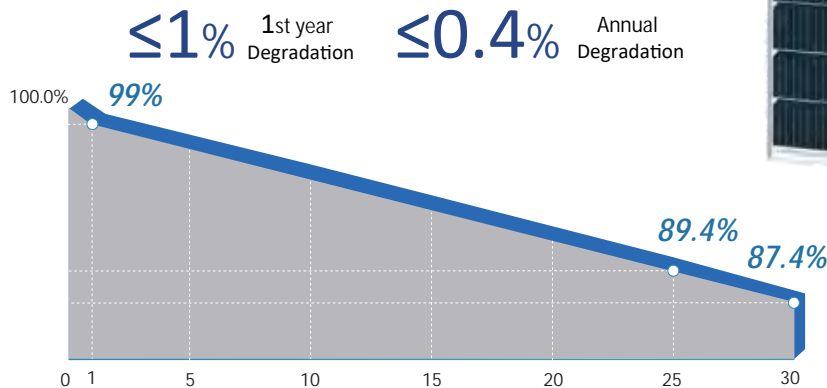


### PID Resistance

According to IEC TS 62804-1



### Linear Performance Warranty



**12** Years Product Warranty

**30** Years Linear Power Warranty



IEC61215:2021  
IEC61730:2016  
IEC62804(PID free)  
ISO9001/14001/45001

**ELECTRICAL CHARACTERISTICS**

Module Type	JHN5/78GD605		JHN5/78GD610		JHN5/78GD615		JHN5/78GD620		JHN5/78GD625	
	STC	NMOT	STC	NMOT	STC	NMOT	STC	NMOT	STC	NMOT
Peak Power (Pmax) (W)	605	455	610	459	615	462	620	466	625	470
Maximum Power Voltage (Vmp) (V)	45.4	42.2	45.6	42.4	45.7	42.8	45.9	42.9	46.1	43.0
Maximum Power Current (Imp) (A)	13.33	10.77	13.38	10.83	13.46	10.89	13.51	10.95	13.56	11.01
Open-circuit Voltage (Voc) (V)	55.2	52.4	55.3	52.5	55.4	52.7	55.6	52.8	55.7	52.9
Short-circuit Current (Isc) (A)	13.95	11.26	14.03	11.33	14.11	11.39	14.19	11.46	14.27	11.52
Module Efficiency	21.64%		21.82%		22.00%		22.18%		22.36%	

\*STC (Standard Test Condition): Irradiance 1000W/ m<sup>2</sup>, Cell Temperature 25°C, AM 1.5

\*NMOT(Under Nominal Module Operating Temperature): Irradiance of 800W/ m<sup>2</sup>, Spectrum AM 1.5, Ambient Temperature 20°C, Wind Speed 1m/s

**Rearside Power Gain** (Reference to JHN5/78GD615)

Rearside Power gain	5%	10%	15%	20%	25%
Peak Power (Pmax) (W)	646	677	707	738	769
Maximum Power Voltage (Vmp) (V)	45.7	45.7	45.7	45.8	45.8
Maximum Power Current (Imp) (A)	14.13	14.80	15.48	16.11	16.78
Open-circuit Voltage(Voc) (V)	55.4	55.4	55.4	55.5	55.5
Short-circuit Current (Isc) (A)	14.81	15.52	16.22	16.89	17.59

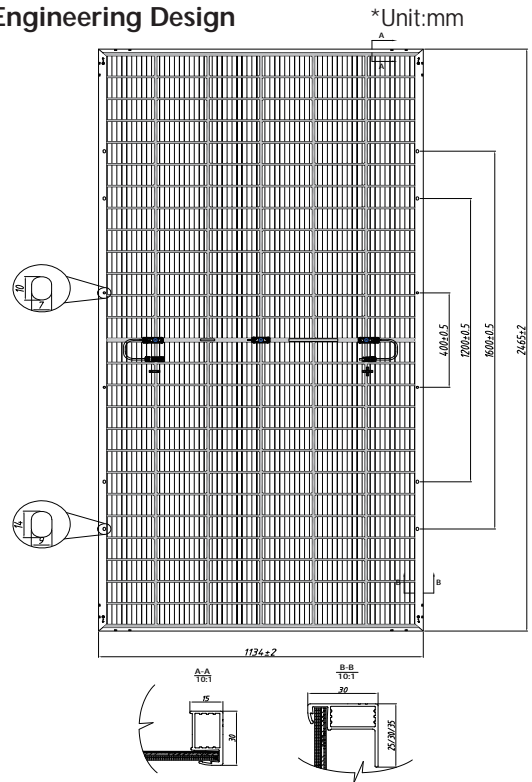
**MECHANICAL CHARACTERISTICS**

Cell Type	N-TOPCon Mono-Crystalline
Cell Arrangement	156pcs (2×(6×13))
Dimension (L×W×H)	2465×1134×30mm
Weight	34.6kg
Front Cover	2.0mm +2.0mm Half Tempered Glass
Frame	Anodized Aluminium Alloy
Junction Box	IP68, 3 Bypass Diodes
Cable	4mm <sup>2</sup> /300mm(+)&200mm(-)
Connector	MC4 Compatible
Snow/Wind Load	5400Pa/2400Pa

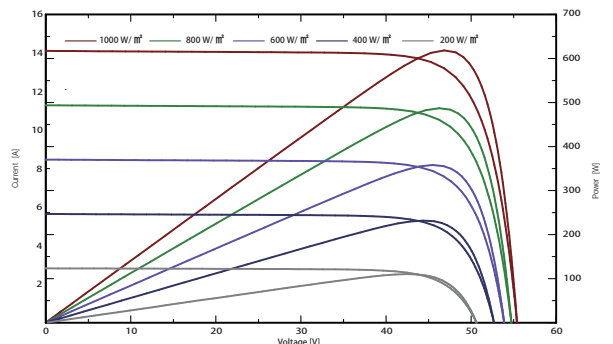
**OPERATING PARAMETERS**

Power tolerance	0~+5W
Maximum System Voltage	1500V DC ( IEC )
Operating Temperature	-40°C~+85°C
Maximum Series Fuse Rating	30 A
Protection Class	Class II
Bifaciality	80±5%

**Engineering Design**



**I-V/P-V Curve at Different Irradance (615W)**



\*Power measurement tolerance: ±3%

Version 2023.08 © Yangzhou JingHua New Energy Technology Co., Ltd. All Rights Reserved. Specifications include in this datasheet are subject to change without notice.